

# FICHE TECHNIQUE

## INDUCTEUR DÉMARREUR

Groupe  
**02-09-09-02**



Données client

Type machine : .....

Demande de prix

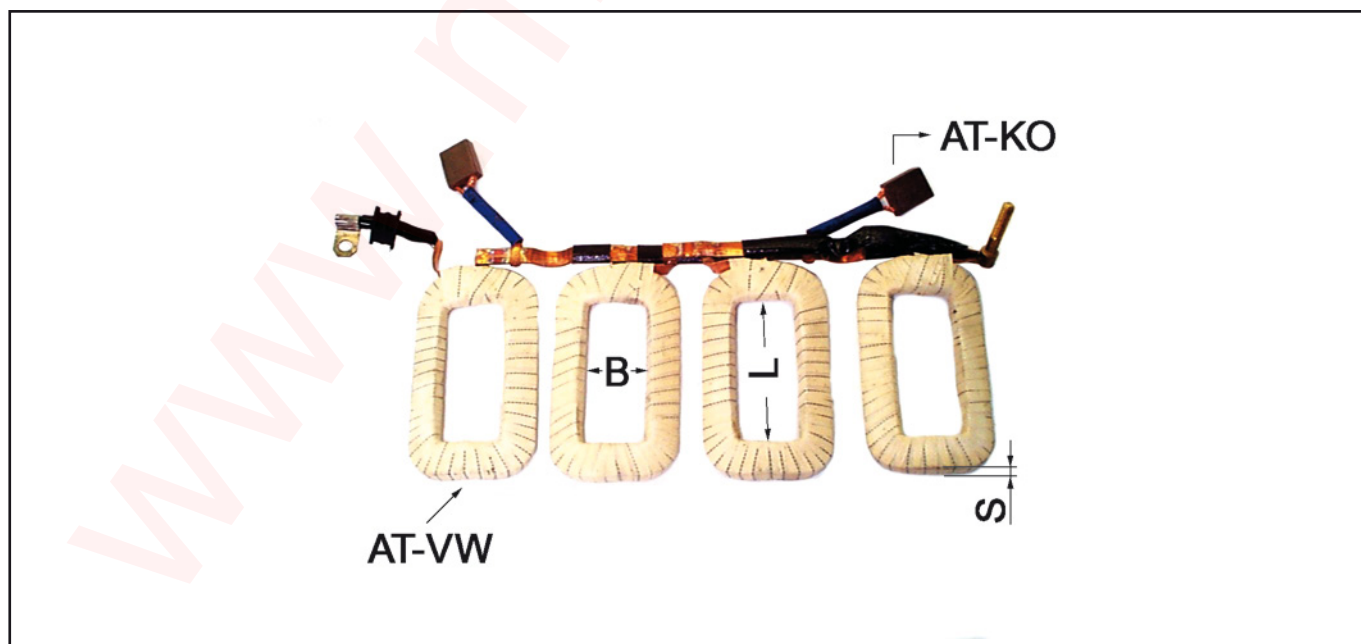
No. série machine : .....

Commande

CODE : AT-VW x B x L x S x AT-KO x U

AT-VW ..... Nombre d'inducteurs.  
B..... Dimension, voir figure.  
L..... Dimension, voir figure.  
S..... Dimension, voir figure.  
AT-KO..... Nombre de balais, si présent.  
U..... Voltage.


### DIMENSIONS



# TECHNICAL SHEET

## FIELD COIL STARTER

Group  
**02-09-09-02**



Customer details

Type machine: .....

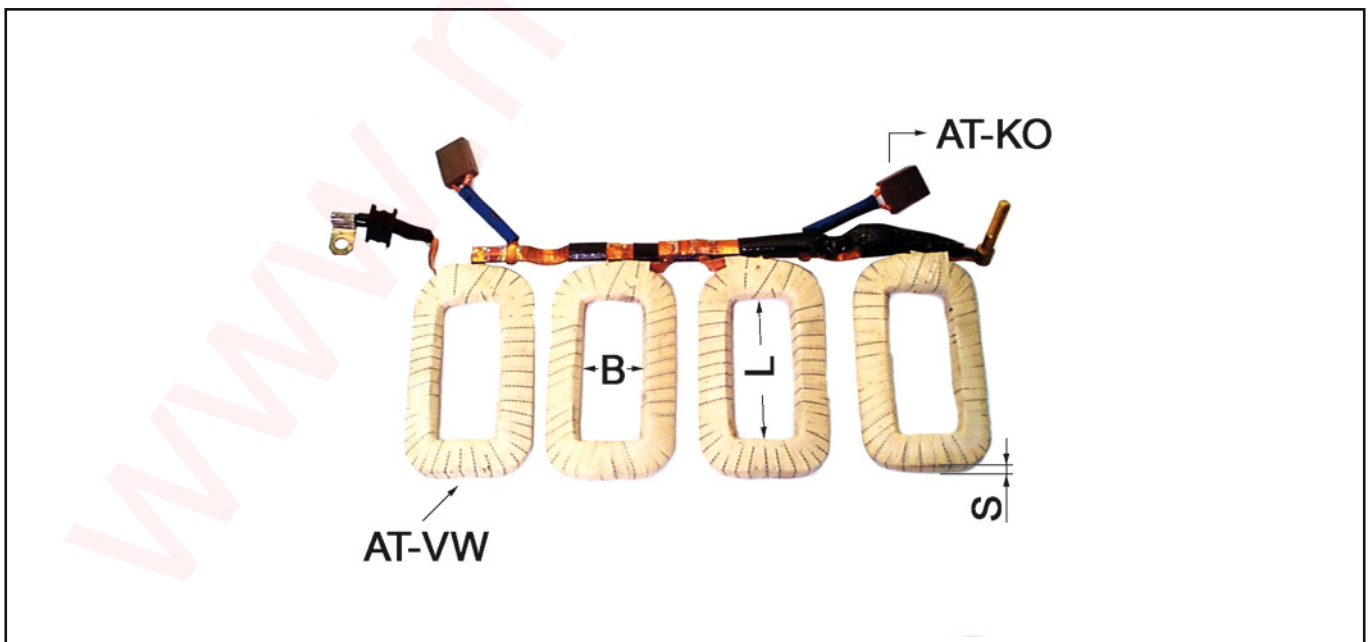
Serial n° machine: .....

Price inquiry  
Order

CODE: AT-VW x B x L x S x AT-KO x U

- AT-VW ..... Number of field coils.
- B..... Dimension, see picture.
- L..... Dimension, see picture.
- S..... Dimension, see picture.
- AT-KO..... Number of carbon brushes, if any.
- U..... Voltage where the field coils operate on.

### DIMENSIONS




# TECHNISCHES DATENBLATT

## STARTERFELDSPULENSATZ

Gruppe  
**02-09-09-02**

Beispiel



Kundendaten

Maschinentyp: .....

Preis Anfrage

Serien-Nr. Maschine: .....

Bestellung

CODE: AT-VW x B x L x S x AT-KO x U

AT-VW ..... Starterfeldspulensatz.

B..... Maß, siehe Figur.

L..... Maß, siehe Figur.

S..... Maß, siehe Figur.

AT-KO..... Anzahl Kohlebürsten, wenn vorhanden.

U..... Spannung.

### ABMESSUNGEN

