


FICHE TECHNIQUE

RACLETTTE

Groupe

06-02-03-00

Exemple



Données client

Type machine :

Demande de prix

No. série machine :

Commande

CODE : TY x L1 x H1 x S1 x L2 x H2 x S2 x AT-GA1 x AT-GA2 x AT-GA3 x AT-GA4 x AFS x MAT

TY..... Type de raclette :

A = avec profil, raclette d'un côté

B = avec profil, raclette des 2 côtés

C = sans profil

L1..... Longueur de la raclette, sans support (mm).

H1..... Hauteur de la raclette, sans support (mm).

S1..... Épaisseur de la raclette, sans support (mm).

L2..... Longueur du support, si présent (mm).

H2..... Hauteur totale avec support, si présent (mm).

S2..... Épaisseur totale avec support, si présent (mm).

AT-GA1..... Nombre de trous ronds percés (les trous rivetés ne sont pas comptés), voir figure.

AT-GA2..... Nombre de trous oblongs percés (les trous rivetés ne sont pas comptés), voir figure.

AT-GA3..... Nombre d'encoches coupées sur le bord, voir figure.

AT-GA4..... Nombre de fentes coupées sur le bord, voir figure.

AFS..... OUI : raclette de balayeuse.

MAT..... Matière :

RB = caoutchouc

LN = linatex

NP = néoprène

PU = uréthane



MANUTRANS SA



Fournitures pour engins de manutention

Manutrans SA
Avenue de Lucens 44
CH-1510 Moudon



Tél : +41 21 781 27 77
Fax : +41 21 781 27 79
info@manutrans.ch

DIMENSIONS

Type A



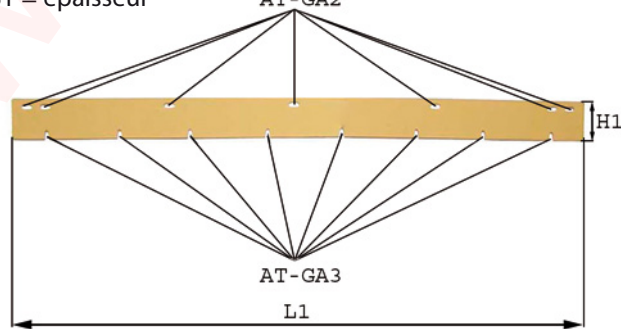
Type B



Type C

S1 = épaisseur

AT-GA2



AT-GA3

L1



MANUTRANS SA

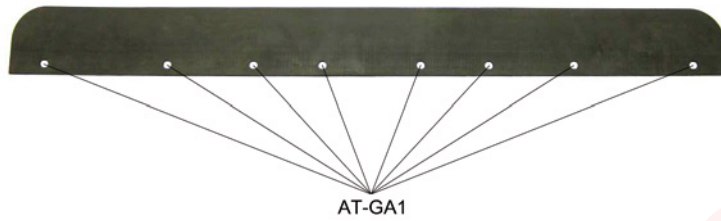
Fournitures pour engins de manutention

Manutrans SA
Avenue de Lucens 44
CH-1510 Moudon

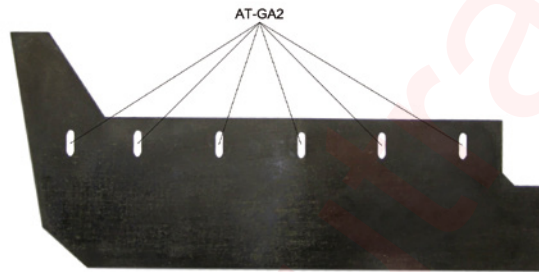
Tél : +41 21 781 27 77
Fax : +41 21 781 27 79
info@manutrans.ch

SORTES DE TROUS

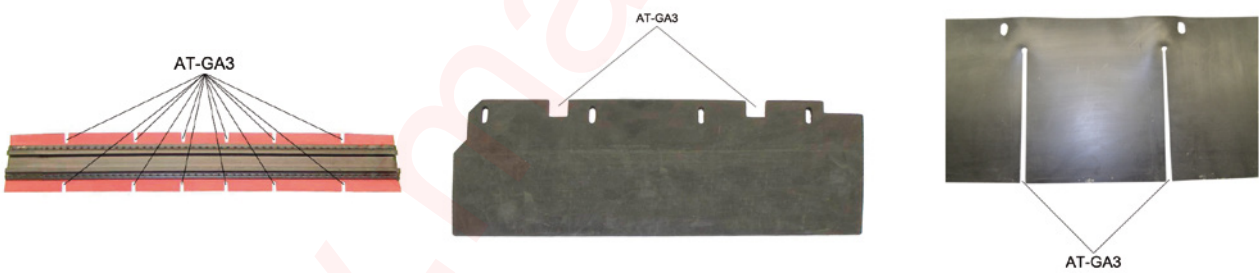
AT-GA1
Trous ronds




AT-GA2
Trous oblongs



AT-GA3
Encoches




AT-GA4
Fentes



TECHNICAL SHEET

SQUEEGEE

Group
06-02-03-00



Customer details

Type machine:

Price inquiry

Serial n° machine:

Order

CODE: TY x L1 x H1 x S1 x L2 x H2 x S2 x AT-GA1 x AT-GA2 x AT-GA3 x AT-GA4 x AFS x MAT

TY..... Type of squeegee:

A = with profile, squeegee on 1 side

B = with profile, squeegee on 2 sides

C = without profile

L1..... Length of the squeegee, without support (mm).

H1..... Height of the squeegee, without support (mm).

S1..... Thickness of the squeegee, without support (mm).

L2..... Length of the support, if present (mm).

H2..... Total height with support, if present (mm).

S2..... Total thickness with support, if present (mm).

AT-GA1..... Number of (open) round holes (not closed by rivet), see figure.

AT-GA2..... Number of (open) elongated holes (not closed by rivet), see figure.

AT-GA3..... Number of notches cut out of the side, see figure.

AT-GA4..... Number of splits cut into the side, see figure.

AFS..... YES: squeegee fitted to a sweeper.

MAT..... Material:

RB = rubber



LN = linatex

NP = neoprene



PU = urethane

DIMENSIONS

Type A



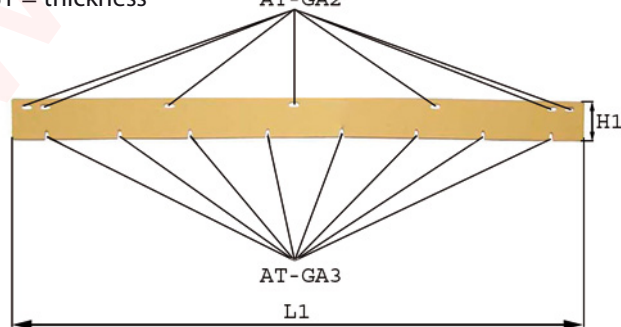
Type B



Type C

S1 = thickness

AT-GA2



AT-GA3

L1



MANUTRANS SA

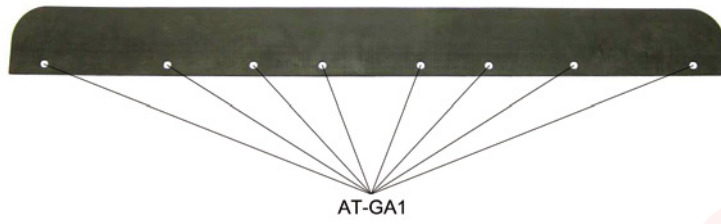
Fournitures pour engins de manutention

Manutrans SA
Avenue de Lucens 44
CH-1510 Moudon

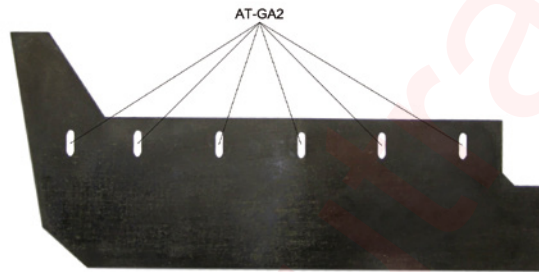
Tél : +41 21 781 27 77
Fax : +41 21 781 27 79
info@manutrans.ch

TYPE OF HOLES

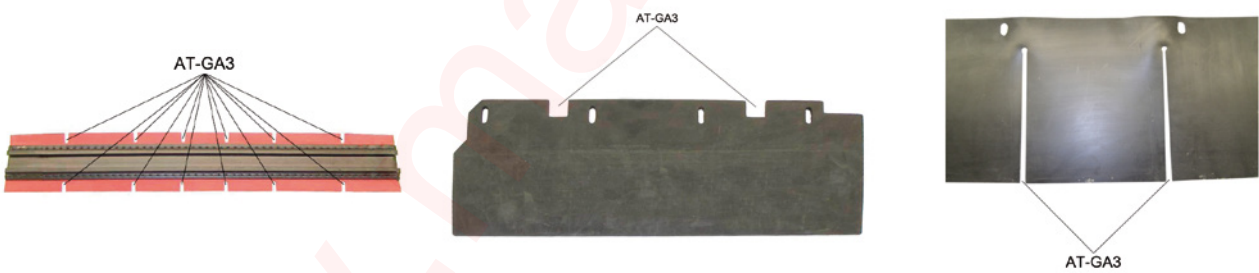
AT-GA1
Round holes




AT-GA2
Elongated holes



AT-GA3
Notches



AT-GA4
Splits




TECHNISCHES DATENBLATT

ABSTREIFER

Gruppe

06-02-03-00

Beispiel



Kundendaten

Maschinentyp:

Preis-anfrage

Serien-Nr. Maschine:

Bestellung

CODE: TY x L1 x H1 x S1 x L2 x H2 x S2 x AT-GA1 x AT-GA2 x AT-GA3 x AT-GA4 x AFS x MAT

TY..... Typ Abstreifer:

A = mit Profil, Abstreifer auf einer Seite

B = mit Profil, Abstreifer auf zwei Seiten

C = ohne Profil

L1..... Länge vom Abstreifer, ohne Halter (mm).

H1..... Höhe vom Abstreifer, ohne Halter (mm).

S1..... Dicke vom Abstreifer, ohne Halter (mm).

L2..... Länge vom Halter, wenn bekannt (mm).

H2..... Totale Höhe mit Halter, wenn bekannt (mm).

S2..... Totale Dicke mit Halter, wenn bekannt (mm).

AT-GA1..... Anzahl (offener) runder Löcher (nicht dicht mit Niete), siehe Bild.

AT-GA2..... Anzahl (offener) länglicher Löcher (nicht dicht mit Niete), siehe Bild.

AT-GA3..... Anzahl aus der Seite ausgeschnittener Kerben, siehe Bild.

AT-GA4..... Anzahl aus der Seite ausgeschnittener Schlitze, siehe Bild.

AFS..... JA: Abstreifer von der Kehrrmaschine.

MAT..... Material:

RB = Gummi



LN = Naturgummi mit Latex

NP = Neoprene



PU = Polyurethan

ABMESSUNGEN

Typ A



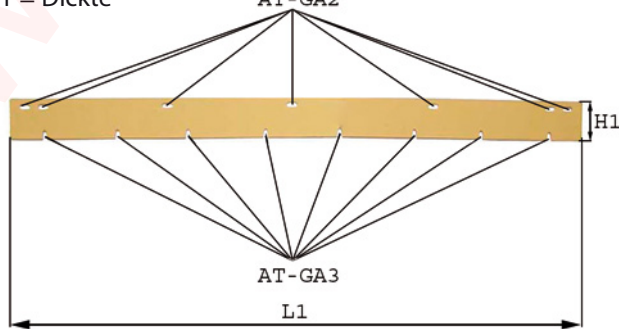
Typ B



Typ C

S1 = Dicke

AT-GA2



MANUTRANS SA

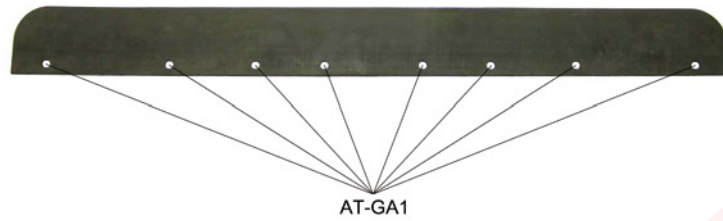
Fournitures pour engins de manutention

Manutrans SA
Avenue de Lucens 44
CH-1510 Moudon

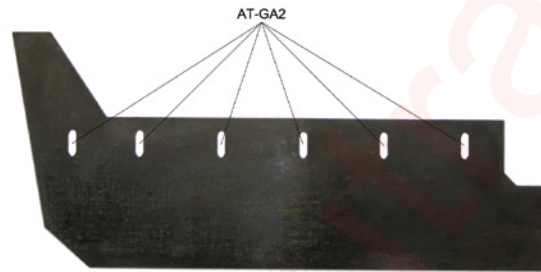
Tél : +41 21 781 27 77
Fax : +41 21 781 27 79
info@manutrans.ch

ARTEN VON LÖCHERN

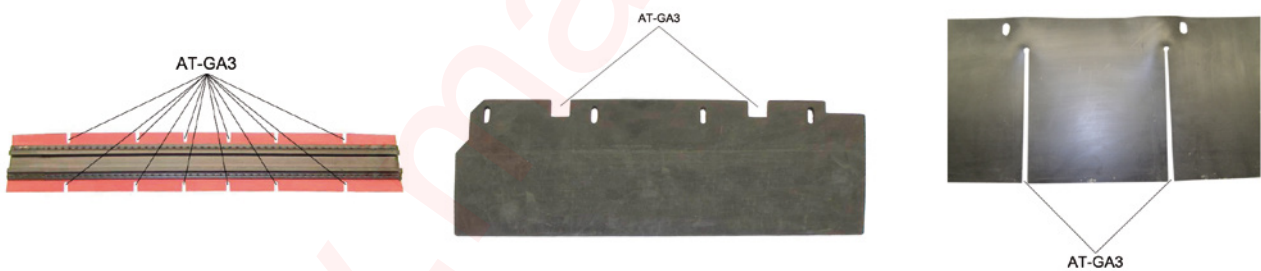
AT-GA1
Runder Löcher



AT-GA2
Länglicher Löcher



AT-GA3
Kerben



AT-GA4
Schlitze

