


FICHE TECHNIQUE

CLOU POUR MÂCHOIRE DE FREIN

Groupe
13-01-04-01

Exemple



Données client

Type machine :

Demande de prix

No. série machine :

Commande

CODE : L1 x L2 x D1

L1..... Longueur totale, voir figure (mm).

L2..... Mesure, voir figure (mm).

D1..... Diamètre cheville, voir figure (mm).

DIMENSIONS




TECHNICAL SHEET

BRAKE PIN

Group
13-01-04-01

Example



Customer details

Type machine:

Price inquiry

Serial n° machine:

Order

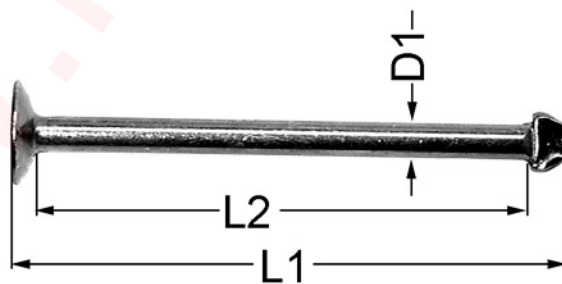
CODE: L1 x L2 x D1

L1 Total length, see picture (mm).

L2 Length, see picture (mm).

D1 Diameter of pin, see picture (mm).

DIMENSIONS



TECHNISCHES DATENBLATT

BREMSEINSTELLBOLZEN

Gruppe
13-01-04-01

Beispiel



Kundendaten

Maschinentyp:

Preis-anfrage

Serien-Nr. Maschine:

Bestellung

CODE: L1 x L2 x D1

L1 Gesamtlänge, siehe Bild (mm).

L2 Abmessung, siehe Bild (mm).

D1 Durchmesser Bolzen, siehe Bild (mm).

ABMESSUNGEN

