


FICHE TECHNIQUE

ÉTRIER FREIN

Groupe
13-01-04-05

Exemple



Données client

Type machine :

Demande de prix

No. série machine :

Commande

CODE : TY x L1 x B x D1 x D2 x L2 x L3 x H1

TY..... Type (voir figures).

L1..... Longueur totale maximale, voir figure (mm).

B..... Largeur maximale (mm).

D1..... Diamètre, voir figure (mm).

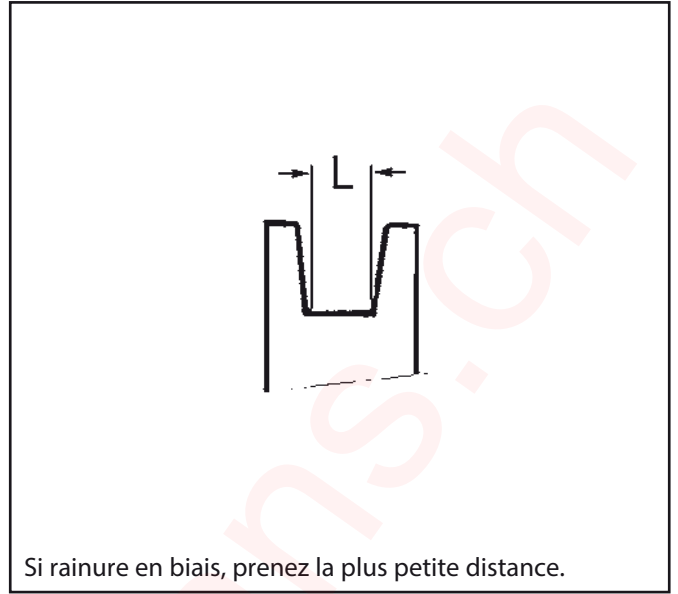
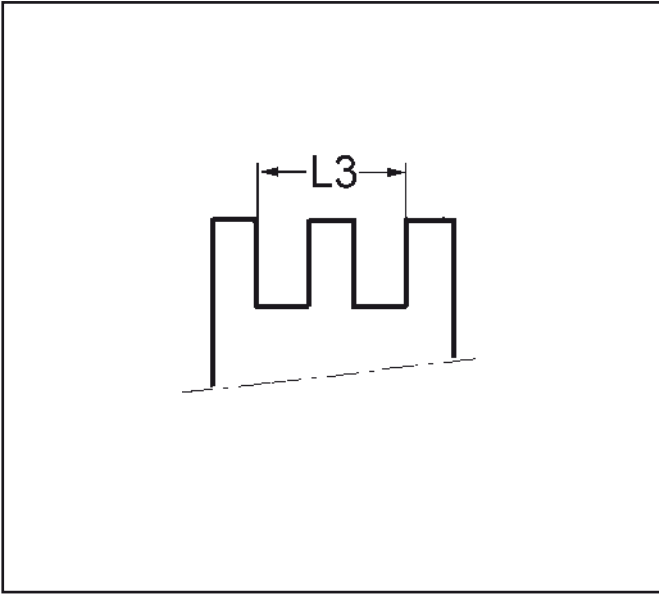
D2..... Diamètre, voir figure (mm).

L2..... Distance rainure la plus mince, voir figure (mm).

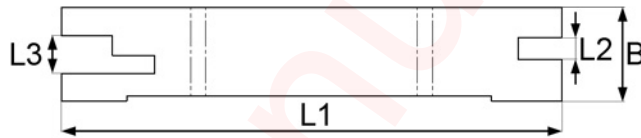
L3..... Distance rainure la plus large, voir figure (mm).

H1..... Hauteur, voir figure (mm).

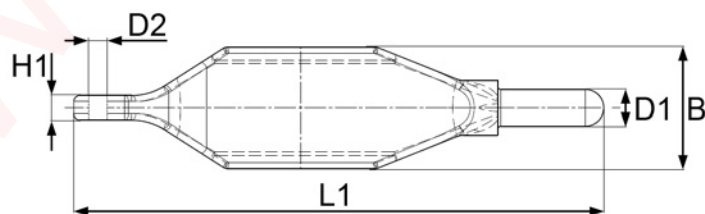
DIMENSIONS



Type A



Type B




TECHNICAL SHEET

BRAKE PUSH ROD

Group
13-01-04-05

Example



Customer details

Type machine:

Price inquiry

Serial n° machine:

Order

CODE: TY x L1 x B x D1 x D2 x L2 x L3 x H1

TY..... Type (see figures).

L1..... Max. total length, see figure (mm).

B..... Maximum width (mm).

D1 Diameter, see figure (mm).

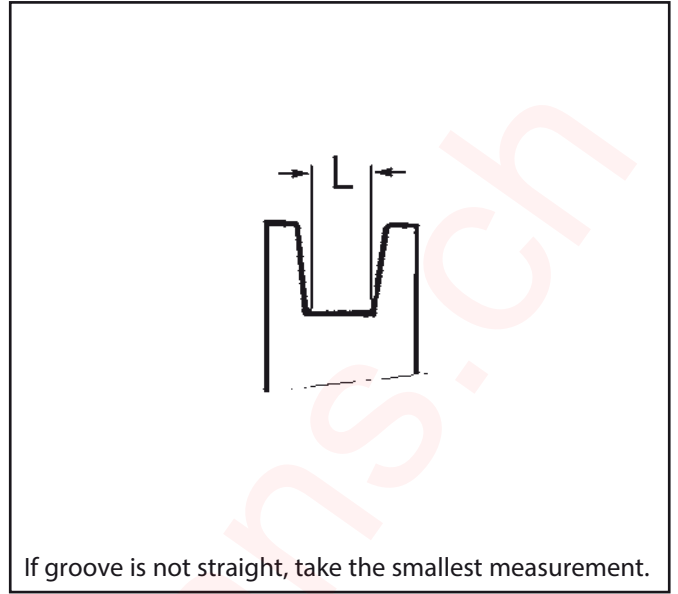
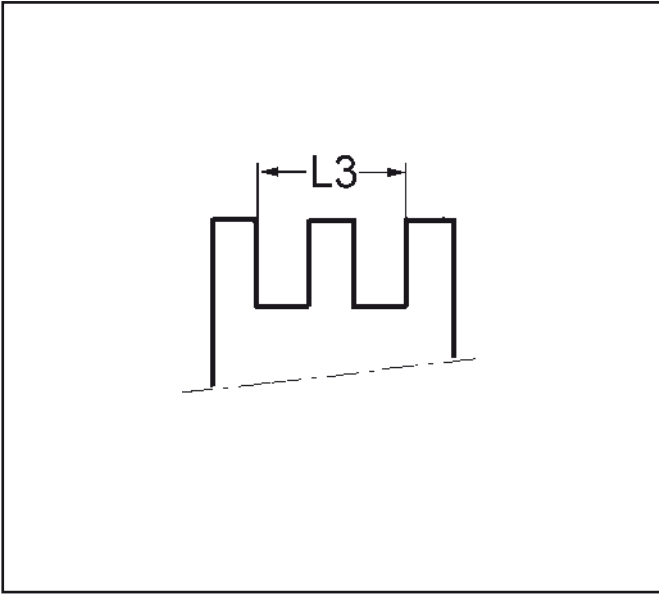
D2 Diameter, see figure (mm).

L2..... Measurements of the smallest groove, see figure (mm).

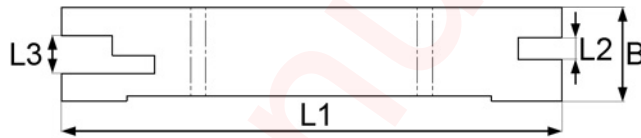
L3..... Measurements of the largest groove, see figure (mm).

H1 Height, see figure (mm).

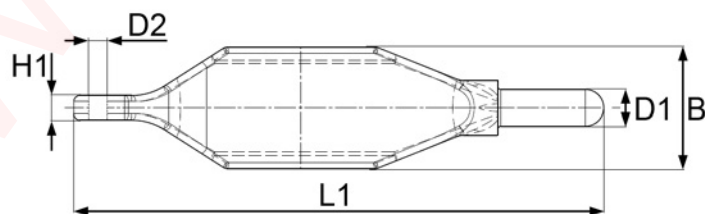
DIMENSIONS



Type A



Type B




TECHNISCHES DATENBLATT

DRUCKSTANGE BREMSEN

Gruppe
13-01-04-05

Beispiel



Kundendaten

Maschinentyp:

Preis-anfrage

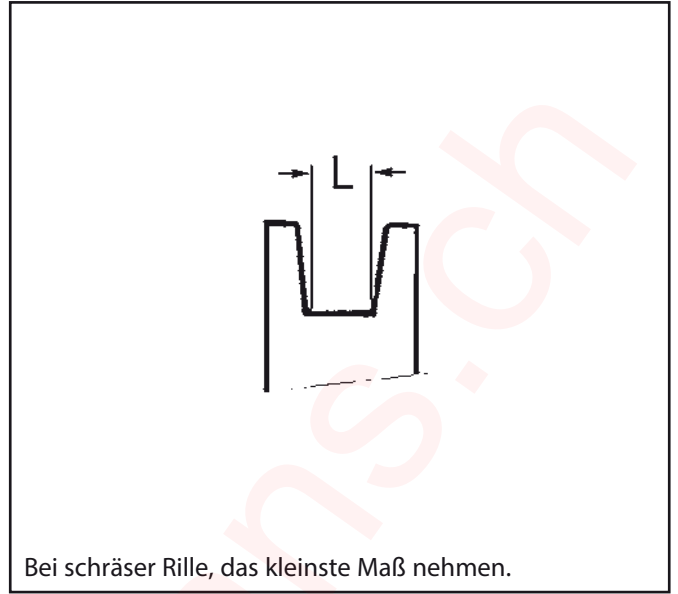
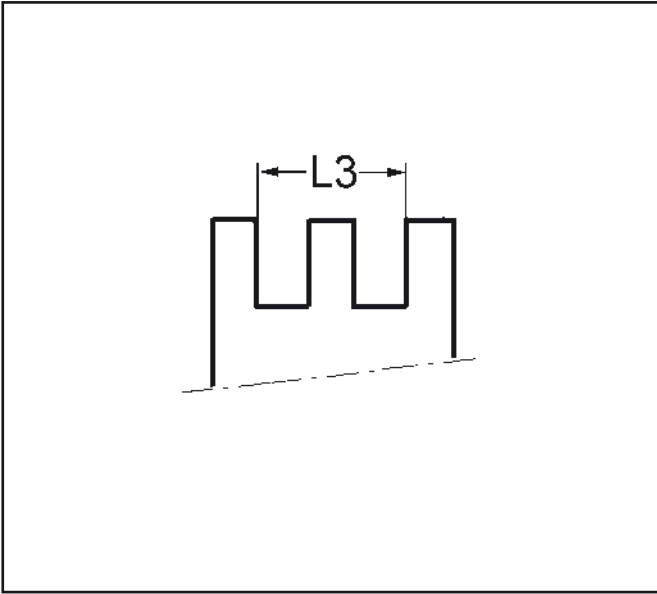
Serien-Nr. Maschine:

Bestellung

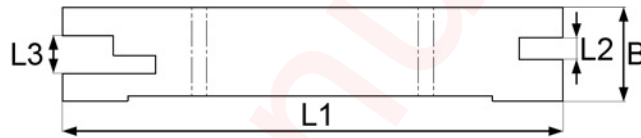
CODE: TY x L1 x B x D1 x D2 x L2 x L3 x H1

- TY..... Typ (siehe Abbildung).
L1..... Max. Gesamtlänge, siehe Abbildung (mm).
B..... Max. Breite (mm).
D1 Durchmesser, siehe Abbildung (mm).
D2 Durchmesser, siehe Abbildung (mm).
L2..... Abstand schmalste Rille, siehe Abbildung (mm).
L3..... Abstand breiteste Rille, siehe Abbildung (mm).
H1 Höhe, siehe Abbildung (mm).

ABMESSUNGEN



Typ A



Typ B

