FICHE TECHNIQUE
JANTE

Groupe	Exemple	Données client
16-02-00-00		

Type machine : ..... ◯ Demande de prix

No. série machine : ..... ◯ Commande

CODE : TY x D1 x B1 x B2 x D2 x L1 x L2 x AT-BG x TY-BG x C x D3 x D4

. . .	TY	Type de jante, voir types.
. . .	D1	Diamètre de la jante, en pouce.
. . .	B1	Largeur de la jante, en pouce.
. . .	B2	Largeur du pneu, en pouce.
. . .	D2	Diamètre interne, voir figure.
. . .	L1	Profondeur de la flasque, voir figure.
. . .	L2	épaisseur de la flasque, voir figure.
. . .	AT-BG	Nombre de trous de fixation.
. . .	TY-BG	Type de trous de fixation, voir types.
. . .	C	Distance centrale trous de fixation. **ATTENTION :** en cas de nombre impair, utilisez la formule.
. . .	D3	Dimension, voir figures.
. . .	D4	Dimension, voir figures.

www.manutrans.ch

MANUTRANS SA
Fournitures pour engins de manutention

Manutrans SA
Avenue de Lucens 44
CH-1510 Moudon

Tél : +41 21 781 27 77
Fax : +41 21 781 27 79
info@manutrans.ch

TYPES

Type A : jante bi-flasque

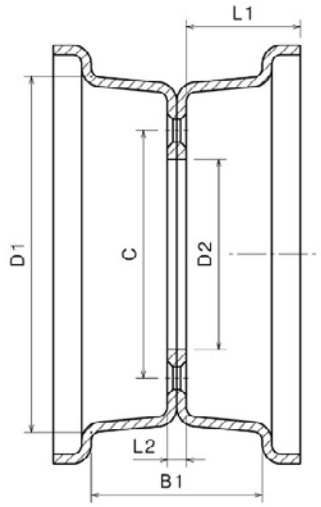

Quand la flasque ne se trouve pas au milieu, prenez pour L1 la mesure la plus grande.

Type B : jante à 2 parties sans flasque
Type BF : jante à 2 parties avec flasque

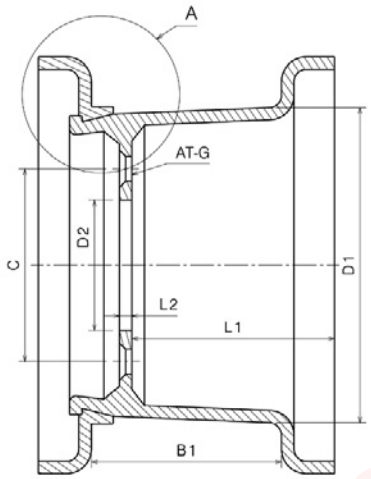

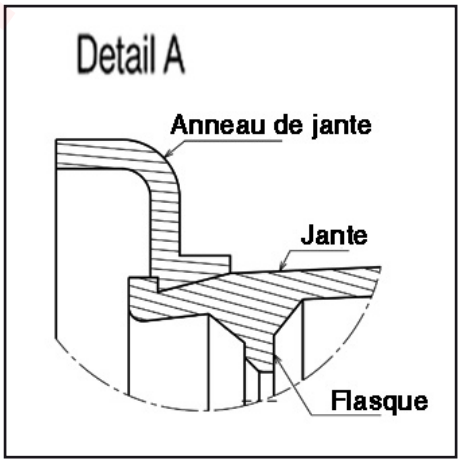

Type C : jante à 3 parties sans flasque
Type CF : jante à 3 parties avec flasque

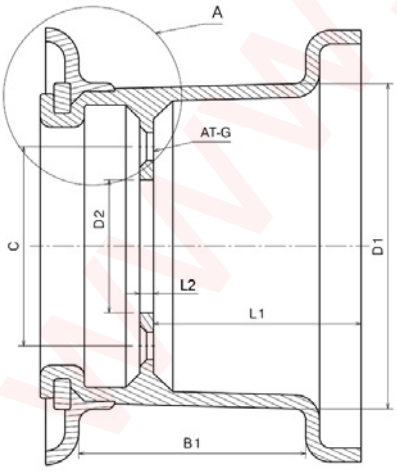

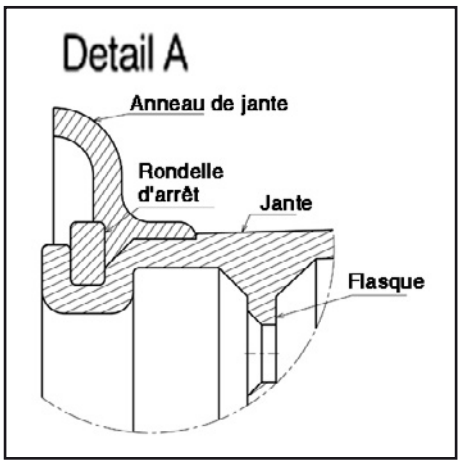

www.manutrans.ch

MANUTRANS SA
Fournitures pour engins de manutention

Manutrans SA
Avenue de Lucens 44
CH-1510 Moudon

Tél : +41 21 781 27 77
Fax : +41 21 781 27 79
info@manutrans.ch

TYPES

Type D : jante à 4 parties sans flasque
Type DF : jante à 4 parties avec flasque

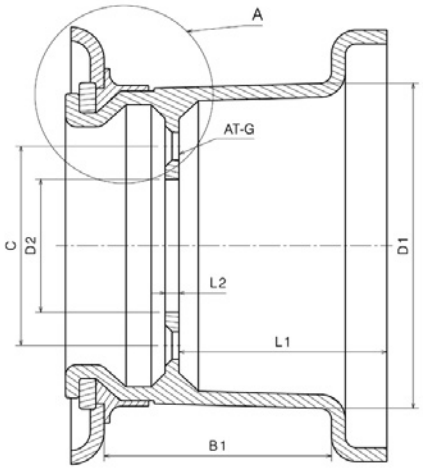

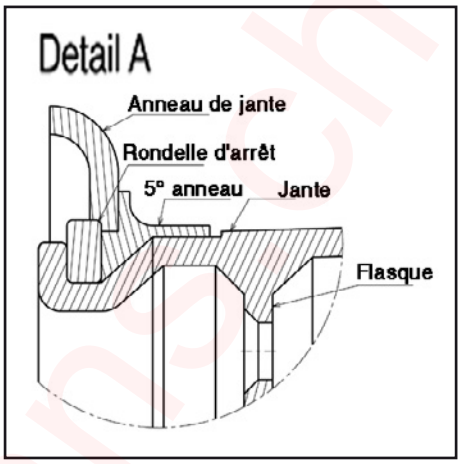

Type E : jante à 5 parties sans flasque
Type EF : jante à 5 parties avec flasque

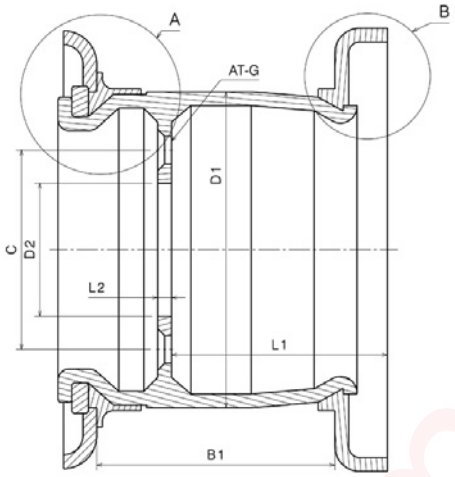

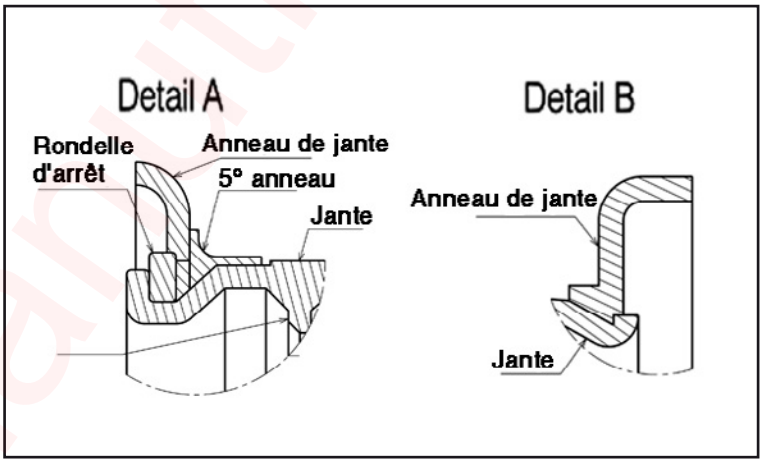

Type F : jante à base creuse sans flasque
Type FF: jante à base creuse avec flasque

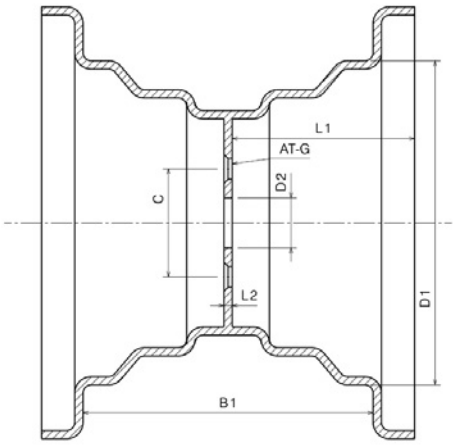

www.manutrans.ch

MANUTRANS SA
Fournitures pour engins de manutention

Manutrans SA
Avenue de Lucens 44
CH-1510 Moudon

Tél : +41 21 781 27 77
Fax : +41 21 781 27 79
info@manutrans.ch

TYPE TROUS DE FIXATION

Type A
1 côté sphérique

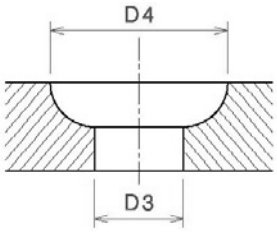

Type B
2 côtés sphériques

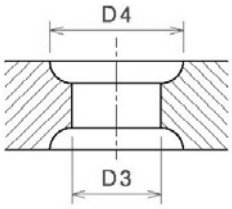

Type C
1 côté conique

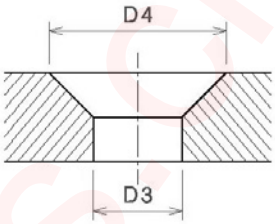

Type D
2 côtés coniques

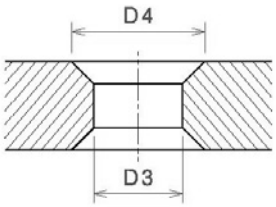

Type E
Droit

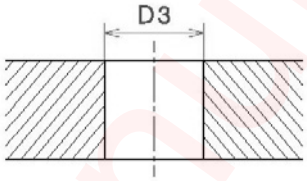

SCHÉMA DISTANCE CENTRALE

Nombre trous pairs

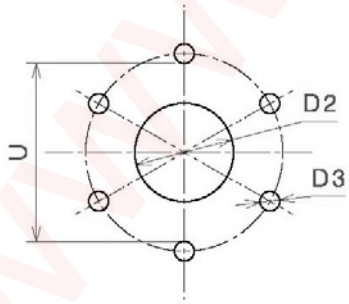

C = U + D3

Nombre trous impairs

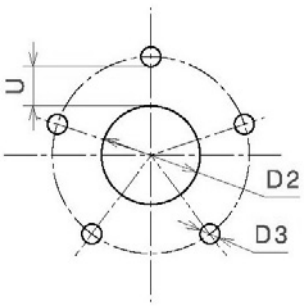

C = D2 + 2XU + D3

www.manutrans.ch

MANUTRANS SA
Fournitures pour engins de manutention

Manutrans SA
Avenue de Lucens 44
CH-1510 Moudon

Tél : +41 21 781 27 77
Fax : +41 21 781 27 79
info@manutrans.ch

TECHNICAL SHEET
RIM

Group	Example	Customer details
16-02-00-00		

Type machine: ..... ◯ Price inquiry

Serial n° machine: ..... ◯ Order

CODE: TY x D1 x B1 x B2 x D2 x L1 x L2 x AT-BG x TY-BG x C x D3 x D4

. . .	TY	Rim type, see types.
. . .	D1	Rim diameter (inch).
. . .	B1	Rim width (inch).
. . .	B2	Tire width (inch).
. . .	D2	Inner diameter, see diagram.
. . .	L1	Flange depth, see diagram.
. . .	L2	Flange thickness, see diagram.
. . .	AT-BG	Number of mounting holes.
. . .	TY-BG	Type of mounting holes, see types.
. . .	C	Center distance between mounting holes. **ATTENTION:** if odd number, use formula.
. . .	D3	Dimension, see diagrams.
. . .	D4	Dimension, see diagrams.

www.manutrans.ch

MANUTRANS SA
Fournitures pour engins de manutention

Manutrans SA
Avenue de Lucens 44
CH-1510 Moudon

Tél : +41 21 781 27 77
Fax : +41 21 781 27 79
info@manutrans.ch

TYPES

Type A: split-rim

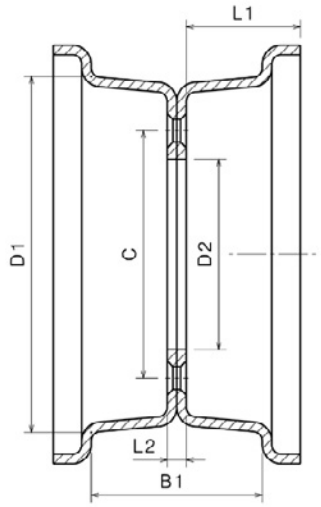

If flange is not in the middle, measure the largest (L1).

Type B: 2-piece rim without flange
Type BF: 2-piece rim with flange

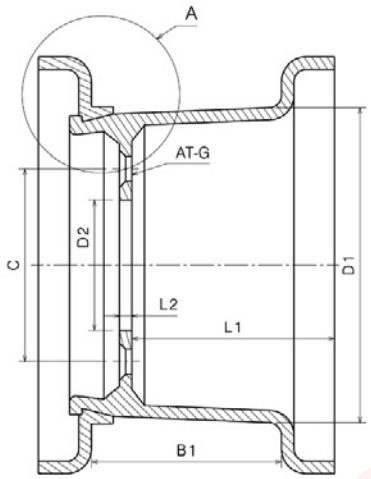

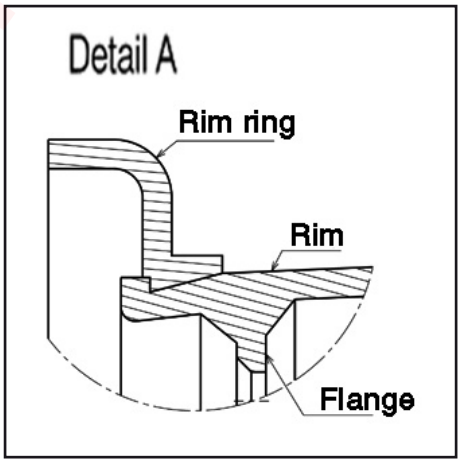

Type C: 3-piece rim without flange
Type CF: 3-piece rim with flange

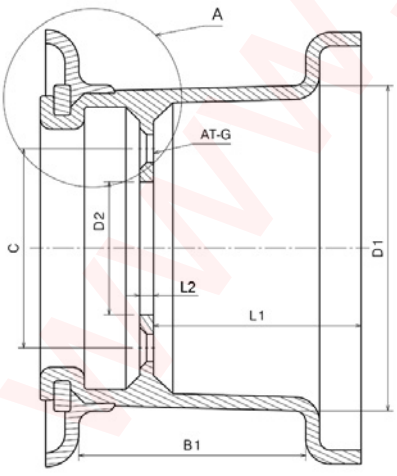

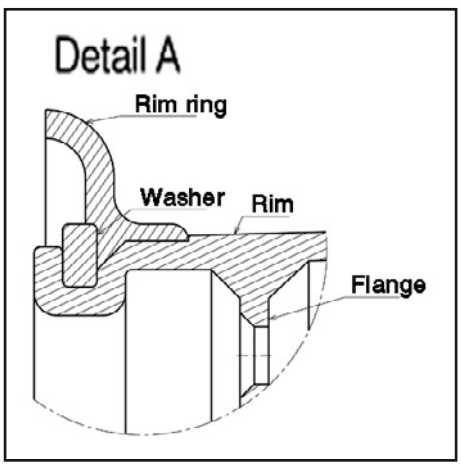

www.manutrans.ch

MANUTRANS SA
Fournitures pour engins de manutention

Manutrans SA
Avenue de Lucens 44
CH-1510 Moudon

Tél : +41 21 781 27 77
Fax : +41 21 781 27 79
info@manutrans.ch

TYPES

Type D: 4-piece rim without flange
Type DF: 4-piece rim with flange

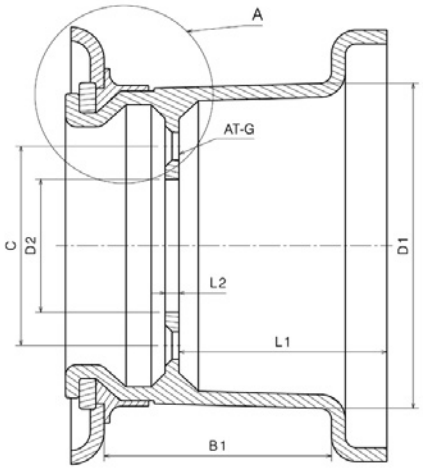

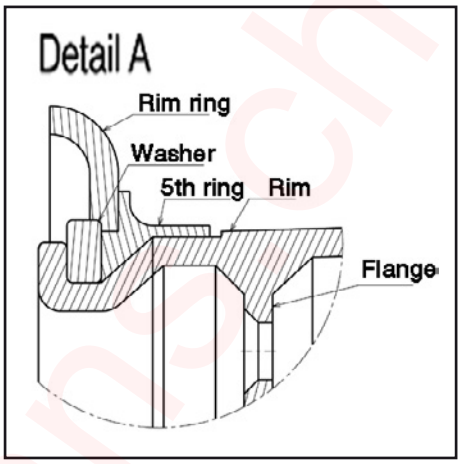

Type E: 5-piece rim without flange
Type EF: 5-piece rim with flange

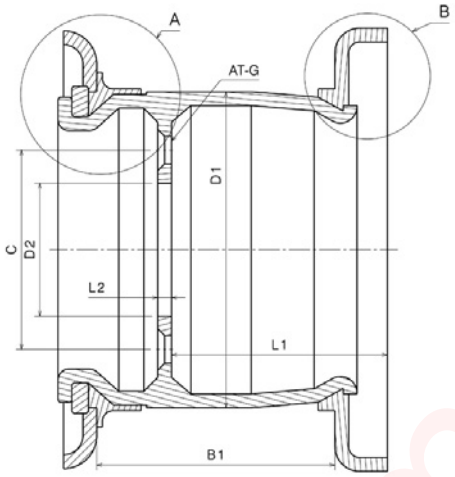

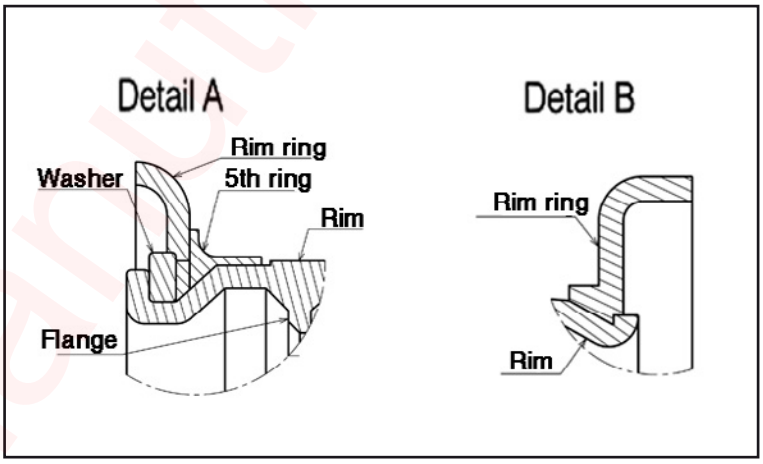

Type F: drop-center rim without flange
Type FF: drop-center rim with flange

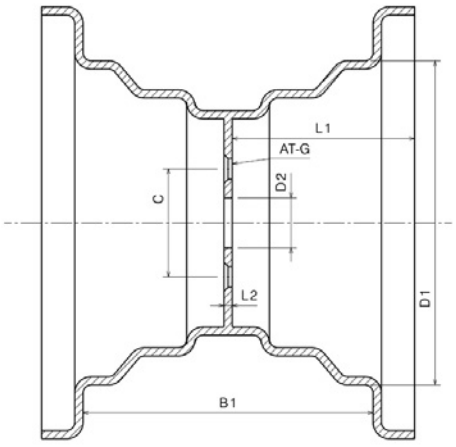

www.manutrans.ch

MANUTRANS SA
Fournitures pour engins de manutention

Manutrans SA
Avenue de Lucens 44
CH-1510 Moudon

Tél : +41 21 781 27 77
Fax : +41 21 781 27 79
info@manutrans.ch

TYPE OF MOUNTING HOLES

Type A
1 side spherical

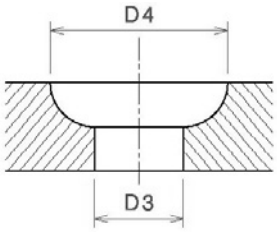

Type B
2 sides spherical

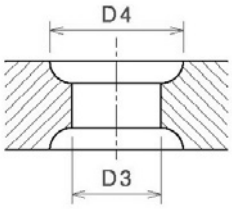

Type C
1 side tapered

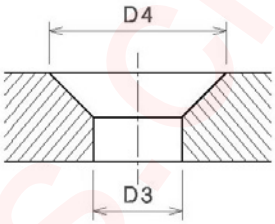

Type D
2 sides tapered

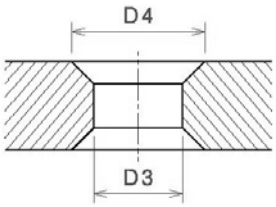

Type E
Straight

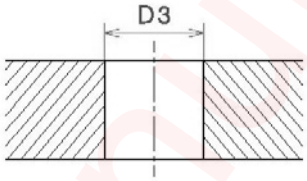

SCHEME OF DISTANCE BETWEEN HOLES

Even number of holes

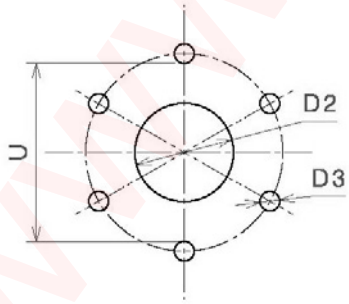

C = U + D3

Odd number of holes

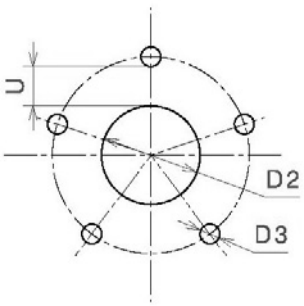

C = D2 + 2XU + D3

www.manutrans.ch

MANUTRANS SA
Fournitures pour engins de manutention

Manutrans SA
Avenue de Lucens 44
CH-1510 Moudon

Tél : +41 21 781 27 77
Fax : +41 21 781 27 79
info@manutrans.ch

TECHNISCHES DATENBLATT
FELGE

Gruppe	Beispiel	Kundendaten
16-02-00-00		

Maschinentyp: .....

Serien-Nr. Maschine: .....

◯ Preisanfrage

◯ Bestellung

CODE: TY x D1 x B1 x B2 x D2 x L1 x L2 x AT-BG x TY-BG x C x D3 x D4

. . .	TY. . . . . Felgentyp, siehe Typen.
. . .	D1 . . . . . Felgendurchmesser in Zoll.
. . .	B1. . . . . Felgenbreite in Zoll.
. . .	B2. . . . . Bandbreite in Zoll.
. . .	D2 . . . . . Innendurchmesser, siehe Figur.
. . .	L1. . . . . Flanschtiefe, siehe Figur.
. . .	L2. . . . . Flanschdicke, siehe Figur.
. . .	AT-BG. . . . . Befestigungslöcherzahl.
. . .	TY-BG . . . . . Befestigungslöchertyp, siehe Typen.
. . .	C. . . . . Mittenabstand Befestigungslöcher. **ACHTUNG:** bei ungerader Anzahl muß die Formel verwendet werden.
. . .	D3 . . . . . Maß, siehe Figuren.
. . .	D4 . . . . . Maß, siehe Figuren.

www.manutrans.ch

MANUTRANS SA
Fournitures pour engins de manutention

Manutrans SA
Avenue de Lucens 44
CH-1510 Moudon

Tél : +41 21 781 27 77
Fax : +41 21 781 27 79
info@manutrans.ch

TYPEN

Typ A: geteilte Felge

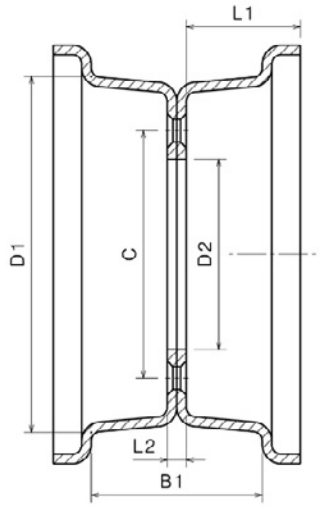

Wenn der Flansch sich nicht in der Mitte befindet, nehmen Sie für L1 das größte Maß.

Typ B: zweiteilige Felge ohne Flansch
Typ BF: zweitilige Felge mit Flansch

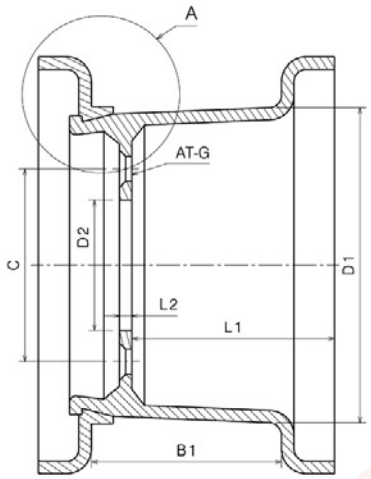

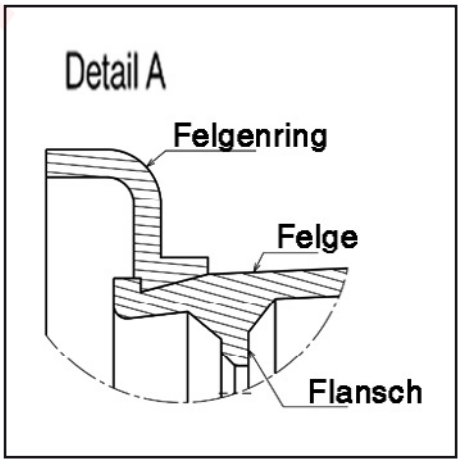

Typ C: dreiteilige Felge ohne Flansch
Typ CF: vierteilige Felge mit Flansch

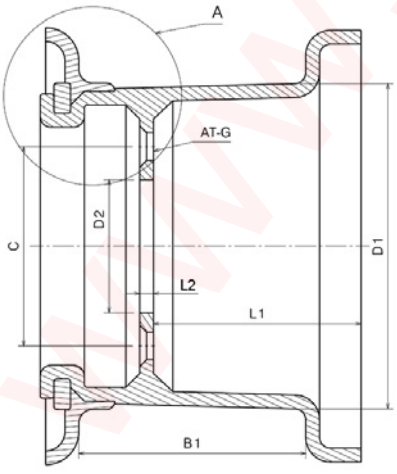

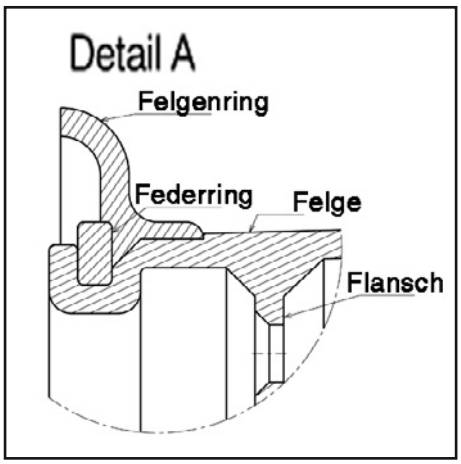

www.manutrans.ch

MANUTRANS SA
Fournitures pour engins de manutention

Manutrans SA
Avenue de Lucens 44
CH-1510 Moudon

Tél : +41 21 781 27 77
Fax : +41 21 781 27 79
info@manutrans.ch

TYPEN

Typ D: 4-deligevelg zonder flens
Typ DF: 4-delige velg met flens

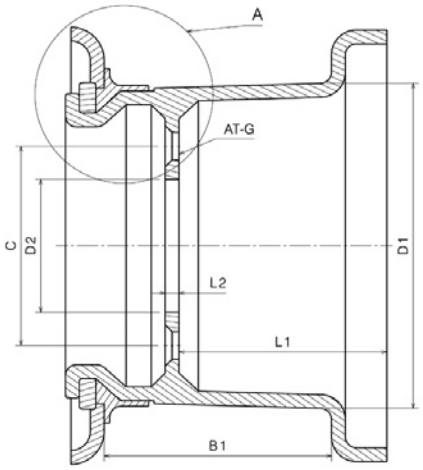

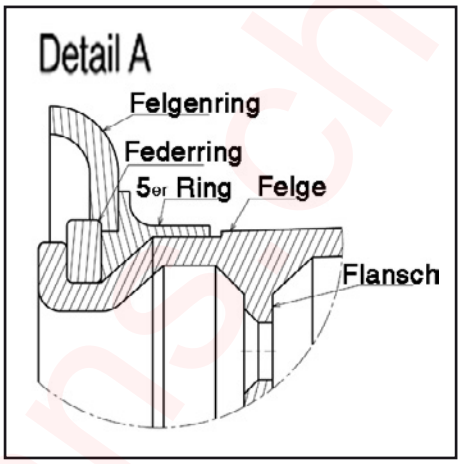

Typ E: fünfteilige Felge ohne Flansch
Typ EF: fünfteilige Felge mit Flansch

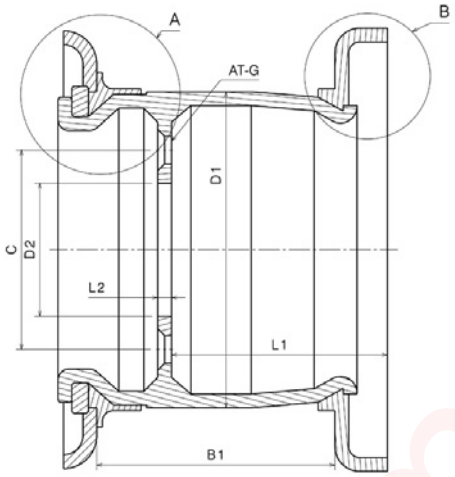

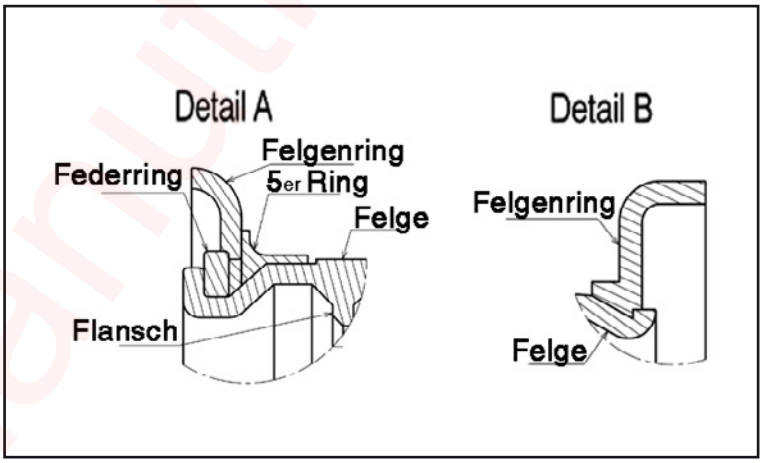

Typ F: Tiefbettfelge ohne Flansch
Typ FF: Tiefbettfelge mit Flansch

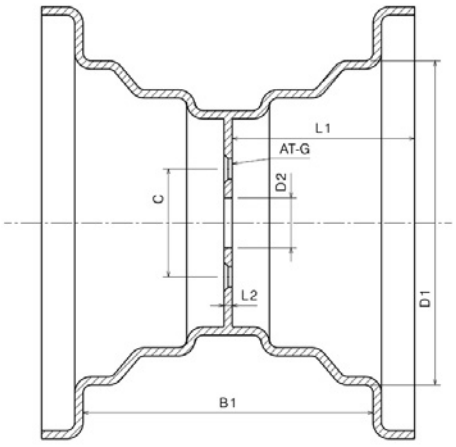

www.manutrans.ch

MANUTRANS SA
Fournitures pour engins de manutention

Manutrans SA
Avenue de Lucens 44
CH-1510 Moudon

Tél : +41 21 781 27 77
Fax : +41 21 781 27 79
info@manutrans.ch

BEFESTIGUNGLÖCHERTYPEN

Typ A
1 sphärische Seite

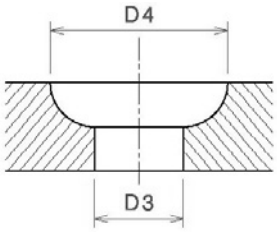

Typ B
2 sphärische Seiten

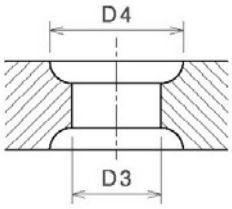

Typ C
1 Kegelseite

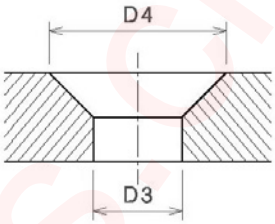

Typ D
2 Kegelseiten

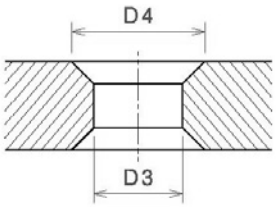

Typ E
Gerade

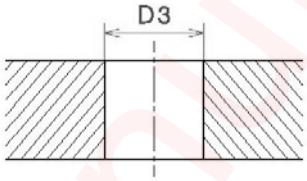

SCHEMA MITTENABSTAND

Gerade Anzahl Löcher

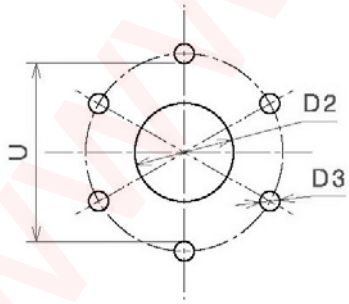

C = U + D3

Ungerade Anzahl Löcher

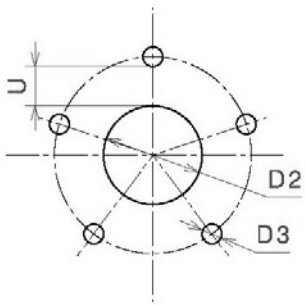

C = D2 + 2XU + D3

www.manutrans.ch

MANUTRANS SA
Fournitures pour engins de manutention

Manutrans SA
Avenue de Lucens 44
CH-1510 Moudon

Tél : +41 21 781 27 77
Fax : +41 21 781 27 79
info@manutrans.ch