

# FICHE TECHNIQUE

## ATTACHE DE ROUE

Groupe  
**16-02-07-00**

Exemple



Données client

Type machine : .....

Demande de prix

No. série machine : .....

Commande

CODE : AT-GA x D1 x D2 x G

AT-GA..... Nombre de trous.

D1 ..... Diametre du trou (voir figure).


D2 ..... Diametre du trou (voir figure).

G..... Poids.

### DIMENSIONS




D1



D1

D2



D1

D2

# TECHNICAL SHEET

## WHEEL CLAMP

Group  
**16-02-07-00**

Example



Customer details

Type machine: .....

Price inquiry

Serial n° machine: .....

Order

CODE: AT-GA x D1 x D2 x G

AT-GA..... N,umber of holes.

D1 ..... Diameter hole (see drawing).


D2 ..... Diameter hole (see drawing).

G ..... Weight.

### DIMENSIONS




D1



D1

D2



D1

D2



**MANUTRANS** SA

Fournitures pour engins de manutention

Manutrans SA  
Avenue de Lucens 44  
CH-1510 Moudon

Tél : +41 21 781 27 77  
Fax : +41 21 781 27 79  
info@manutrans.ch

# TECHNISCHES DATENBLATT

## RADKLEMME

Gruppe  
**16-02-07-00**

Beispiel



Kundendaten

Maschinentyp: .....

Preis Anfrage

Serien-Nr. Maschine: .....

Bestellung

CODE: AT-GA x D1 x D2 x G

AT-GA..... Anzahl Löcher.

D1 ..... Durchmesser Loch (siehe Abbildung).


D2 ..... Durchmesser (siehe Abbildung).

G..... Gewicht.

## ABMESSUNGEN




D1



D1

D2



D1

D2



**MANUTRANS**<sup>SA</sup>

Fournitures pour engins de manutention

Manutrans SA  
Avenue de Lucens 44  
CH-1510 Moudon

Tél : +41 21 781 27 77  
Fax : +41 21 781 27 79  
info@manutrans.ch